



Queen Elizabeth's Girls' School

*Educating Women of the Future*

Founded in 1888

# Year 6 Transition Parents' Evening



## Welcome to Queen Elizabeth's Girls' School



# Music by

Tianna Bingham 6IBN (Flute)

Cindy Wang 10DBG (Violin)

Tia Malik 8CMU (Violin)



# Welcome



**Mrs Walker, Headteacher**

## Pastoral Leadership

**Mrs Campbell**

Associate  
Assistant  
Headteacher  
Head of KS3



**Mrs Doel**

Head of Year 7



# Welcome



**Lucy Waller, Head Girl**



# Science Department



**Mr Bloor-Young**  
Head of Science



# Science Department

- Each form will have 6 lessons each fortnight with one (max two) teachers
- All taught in **mixed ability classes** (form groups) throughout
- They will work in exercise books; some assessed work will be done on paper
- Science is three subjects but in KS3 taught as topics
- Topics in all years are based on either Biology, Chemistry and Physics
- Later in the year homework will be **RECAP** from the beginning of the year to help consolidate learning
- The google classroom has any powerpoints used in lessons uploaded so if lessons are missed the content can be accessed



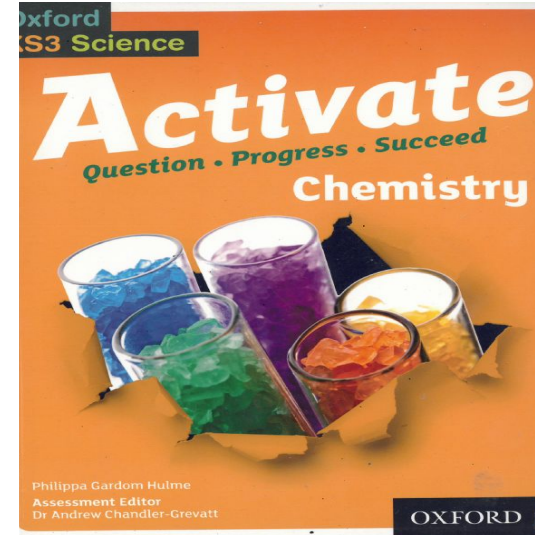
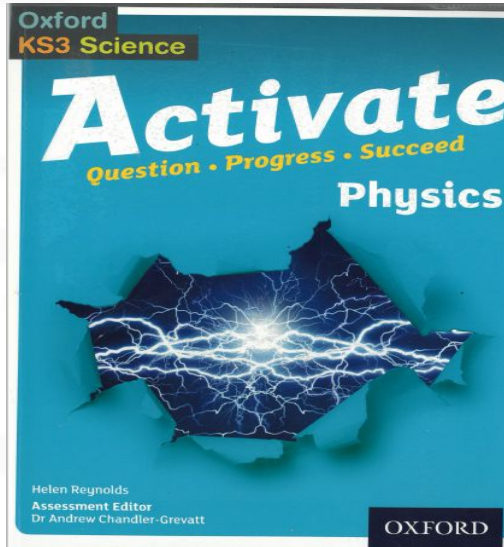

# Science Key topics in Year 7

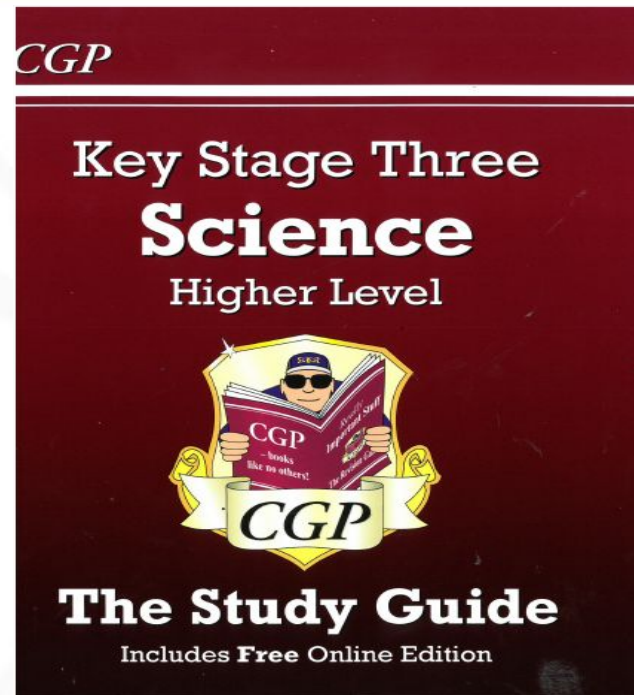
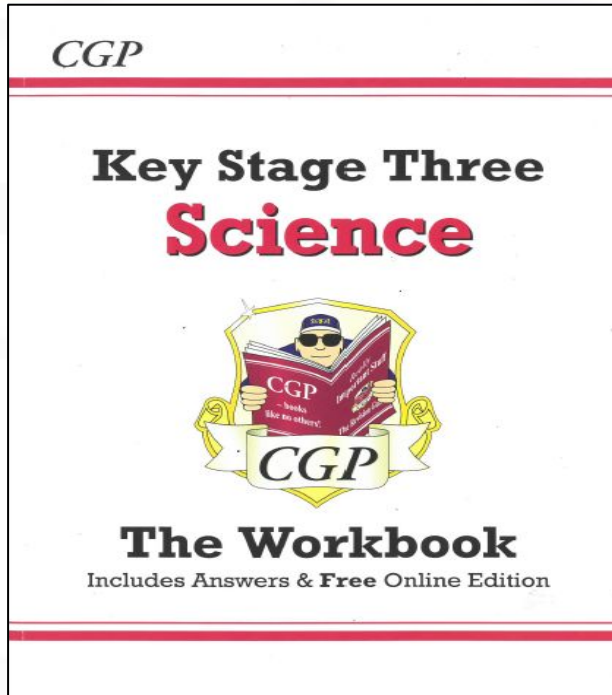
- Particles
- Forces
- Cells
- Sound and light
- Atoms, elements and compounds
- Separation techniques
- Structure and function of body systems
- Space
- Working scientifically / skills

# Kerboodle

Online textbook and revision platform

All students will be given a log in





CGP Revision Guides and Workbooks are helpful for the application of knowledge and to consolidate learning outside the classroom



# How can you support your child in Science?

- Ask your child to explain what they have learnt and how this helps them consolidate learning.
- Check they have done their homework (including if they have a kerboodle quiz).
- Be curious with them....watch tv programmes together about Science e.g. any David Attenborough
- Take them to the Science or Natural History museums (they are free!)
- Suggest they attend Year 7 Science Club and complete Super curriculum tasks



# English Department



**Ms  
Kenney-Dwyer**  
Head of English



**Ms Madigan**  
Head of English



# English Department

- Each form will have 6 lessons each fortnight with one (max two) teachers
- All taught in **mixed ability classes** (form groups) throughout
- They will work in exercise books; some assessed work will be done on paper
- Strong, experienced team of English specialist teachers



# Programme of study:

- **History of the English Language**; a study of how English has evolved and a timeline of key writers
- **Creative Writing**
- **Study of a modern novel**
- **Poetry**
- **Introduction to Shakespeare** (*A Midsummer Night's Dream*)

# Equipment needed

- Stationery
- Reading book
- Small dictionary





# Homework

- Short tasks will be set according to the homework timetable which complement and extend the learning done in class
- These will not necessarily be written tasks (reading, research, planning, learning words)



# Assessment

On-going teacher assessment focused on **reading** skills, **writing** ability and **speaking & listening** aptitude

Some written assessment will be 'live marked' with the teacher so that feedback can be instantly acted upon

Some work set on Google classroom will be 'Mote' marked

Most teacher assessment is formative (providing feedback with areas to develop)



# Maths Department



**Mrs Khodabacus**  
Head of Maths



# Year 7 Maths teaching groups

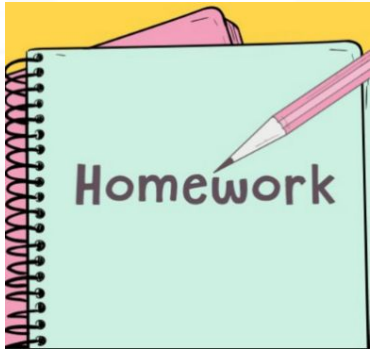
- Year 7 students are taught in groups based on their ability
- Students would have sat their CATs test and Maths baseline test
- Have 7 hours of Maths in a fortnight with one (max. two teachers)
- Groups are reviewed after every Maths assessments



# Scheme of work includes:

- Data - Analysing and displaying data and probability
- Number - Number skills, Fraction, Decimals and percentages
- Algebra - Expressions, functions, sequences and graphs
- Ratio and proportion
- Geometry - Lines, Angles, Transformation of shapes and mensuration

# Maths Homework



- Homework timetable
- 2 pieces of home learning lasting half an hour each
- Set weekly
- Paper based or on Mathswatch



# Enrichment

**Maths Clinic** - Every Wednesday Room 311 from 3.15 - 4.15

**TTRockstars Competition**

**Pi day celebration and Maths in real life (Tax lessons etc)**

**Maths projects in the summer**

# Interactive Online Resources

**TTRockstars** - Close gaps in numeracy

**Mathswatch** - Explanatory clips and interactive questions



# Assessment and Feedback

- **2 Progress Review Tests**
- Topic list shared with the class on google classrooms
- Test feedback lesson takes place within 2 weeks of the assessment
- Feedback sheet (RAG sheet) will be provided so students can improve



## QEGS Key Stage 3 Mathematics – Year 7 assessment

Name:

Date:

Summative feedback sheet

No	TOPIC	CLIP NUMBER	MARKS AWARDED	TOTAL MARKS	R	A	G
1	Rounding – Nearest 10, 100, 1000 Place value	N27a 1		2			
2	Ordering Integers Fractions, Percentages, Decimals	2 85		3			
3	Adding integers and decimals Multiplying and dividing by power of 10 Bodmas Long multiplication – integers	17 30 N20 N28a		5			
4	Inequalities – introduction Place value – decimals	A20a N1b		2			

# Maths Equipment

All students are expected to bring the following equipment to every maths lesson:



- Maths exercise book and Ninja booklet.
- Blue or black pen and green pen, highlighters, pencil, eraser and sharpener
- **Scientific Calculator (CASIO)**
- 30cm ruler
- Pair of compasses with pencil and Protractor
- Glue stick



# How can you support your child in Maths?

- Check that home learning is completed to your child's best ability
- Ensure explanatory clips on Mathswatch are watched, and interactive questions are attempted on a regular basis, to help with recall and retention
- Encourage the use of TTRS 10 minutes daily to develop accuracy and efficiency in times tables
- Correct maths equipment (some equipment can be purchased via Wisepay)



# School Uniform

Smiths  
*schoolwear*

**UNIFORM4KIDS**

## Compulsory Items

- QE Navy blazer with Tudor Rose logo
- QE Light blue kilt with Tudor Rose logo  
Or QE Navy Trousers
- Light blue open neck blouse



# School Uniform

## Optional Item

- QE Navy V-neck pullover with embroidered Tudor Rose logo

## Winter coat/ Tights and socks

- Navy/ black winter coat (no logos)
- Black opaque tights (October - May)
- White ankle socks (May - September)



## PE Kit

### Compulsory Items

- QE Navy polo shirt
- QE Navy school leggings OR QE Navy school shorts
- Navy/ black swimsuit & swim hat
- Suitable trainers (plimsolls and high top trainers are not permitted)
- White or light blue sports socks

### Optional item

- QE Navy tracksuit top



# Footwear

- Appropriate footwear can be purchased from any supplier, providing it meets the requirements stated:
  - Leather or leather-look plain black flat formal shoes
  - No plimsolls, trainers, Converse, Vans
  - No boots (e.g Kicker boots)



# Jewellery

- Only religious pendant necklaces allowed, small symbol not on view
- No bracelets or rings
- No nose studs or facial studs
- Earrings
  - Pair of plain gold or silver stud earrings, one at bottom of each lobe



# Mobile Phone Policy

- Students are not permitted to bring a smartphone to school
- A smartphone is defined as any phone capable of taking an image or video, being connected to the Internet
- Students may however bring a 'non-smartphone', i.e. Nokia "brick" phone or similar phone to school providing that it is switched off and out of sight at all times
- Spot checks will be made and any phones that either do not conform or are found to be switched on will be confiscated and retained by the school in accordance with our Behaviour for Learning Policy - 10 school days and a 60min SLT detention the day of confiscation



# Watches

- Simple functioning digital watches and old fashioned watches are allowed in school
- Smartwatches are not permitted and will be confiscated according to the Behaviour for Learning Policy
  - E.g Fitbit, Apple watch, Garmin



## Year 7 Tutor Team



Mr Johnson  
7JJN



Miss  
Cheverton  
7ACN



Ms Epstein  
7MEN



Ms  
Tabachiera  
7MTA



Ms  
Rodriguez-Broadbent  
7CRT



Ms Barral  
7ABL



Mr Gumbrill  
7TGL

Your child will see their Form Tutor at the start of every morning for 20 minutes. We call this Tutor time. From 8.40 - 9.00am your child will complete a range of different tasks with their Form Tutor before their lessons begin. They will see your Form Tutor again for 10 minutes after lunch everyday too.

Their Form Tutor is their first point of call if they require any help.



# Tutor Time

Assembly once a week

Literacy / Numeracy Activities

Lyfta

What's in the news / Peer Mentors

Skills Builder

**We ask that you sign your daughter's  
planner on a weekly basis**



## Accelerated Reader

EXPLORE | CONNECT | LEARN

FLYFTA  
LJ



# Pastoral System

Alongside the tutors, Head of Year and Associate Assistant Headteacher who manages KS3, there is a team of people who support the pastoral care system.

These include the following:

- The Inclusion Department
- Child and Adolescent Clinical Psychologist
- Attendance Officer
- The Safeguarding Team
- Medical and Welfare Officer - qualified Paediatric Nurse
- Educational Welfare Officer - local authority professional attached to school



# SENCO & Learning Mentor



Mrs Matty  
SENCO



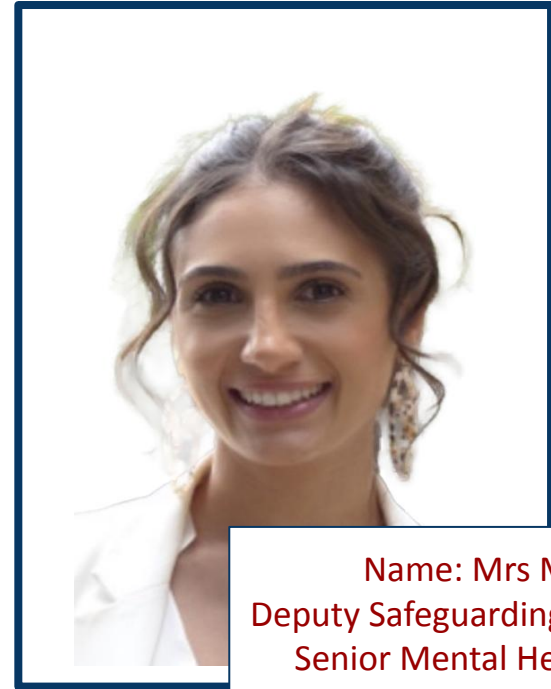
Ms Stewart  
Learning Mentor



# Designated Safeguarding Lead and Deputy



Name: Ms Myatt  
Designated Safeguarding Lead



Name: Mrs Myint  
Deputy Safeguarding Lead (KS5),  
Senior Mental Health Lead

# Medical and Welfare

If your daughter is taken ill at school the Medical and Wellbeing Officer will contact you.



Nurse Yasmin

## Medication

- If your daughter has Asthma or requires an Epi-pen she must keep one on her at all times
- Please provide one spare on the first day of school
- Any pills for headaches/period pains, prescriptions etc., will only be given with the written request and permission of parents/carers

## Allergies

- Please ensure we are aware of any allergies so that Nurse Yasmin and other School First Aiders can give appropriate care to your daughter



Activity	Time
Arrival (from)	8:00am
Registration	8:40am – 9:00am
Period 1	9:00am – 10:00am
Period 2	10:00am – 11:00am
<b>Break</b>	<b>11:00am – 11:15am</b>
Period 3	11:20am – 12:20pm
Period 4	12:20pm – 1:20pm
<b>Lunch</b>	<b>1:20pm – 2:00pm</b>
Registration	2.05pm - 2.15pm
Period 5	2:15pm – 3:15pm

## The School Day

- We operate a two week timetable consisting of 50 one hour periods
- The timetable begins on a “Week A” and alternates with a “Week B”
- The pattern of lessons in each week will be completely different and so it is important to double check each evening to ensure correct books and equipment are packed for the next day - students quickly get used to the system



# The Year 7 Curriculum: Allocation of lessons

English	6 hours
Mathematics	7 hours
Science	6 hours
Modern Foreign Languages	4 hours
Geography	3 hours
Physical Education	4 hours
History	3 hours

Design Technology	3 hours
Art	2 hours
Computing	2 hours
Performing Arts (Drama and Music)	4 hours
PSHE	2 hours
Religious Studies	2 hours
Global Perspectives <i>* Global Perspectives introduces students to different countries, languages, cultures and lived human experiences from all around the world.</i>	1 hour

# Home Learning

In Year 7 students will receive a structured home learning timetable. Each subject task is for 30 minutes. This timetable will be shared with you in September.

- Maths- 4 pieces per fortnight
- English- 2 pieces per fortnight
- Science- 3 pieces per fortnight
- Spanish- 2 pieces per fortnight
- All other subjects- 1 pieces per fortnight
- Performing Arts/PE/Computing set as and when needed



Google Classroom

A wide variety of tasks are set to suit the strengths/ interests of all students.

# School Attendance

Excellent attendance is expected, however

- Should your daughter be unwell or unable to attend school, please contact the school to inform the Attendance Officer
- Once the registers close and a student is absent, if we have not received communication from parent/carer, a text will be sent home

Requests for planned absence must be made in writing to:

- Head of Year if for medical appointments (providing evidence)
- Headteacher for all other reasons (providing evidence with 3 weeks notice)



Attendance Percentage	Number of days missed	Number of lessons missed
100%	0 days	0
99%	2 days	18 lessons missed
97%	6 days (more than a week!)	54 lessons missed
95%	9 days	81 lessons missed
94%	11 days (more than 2 weeks!)	99 lessons missed
93%	13 days	117 lessons missed
92%	15 days (3 full weeks!)	135 lessons missed
91%	17 days	153 lessons missed
90%	18 days	144 lessons missed
85%	28 days (over 4 weeks!)	252 lessons missed

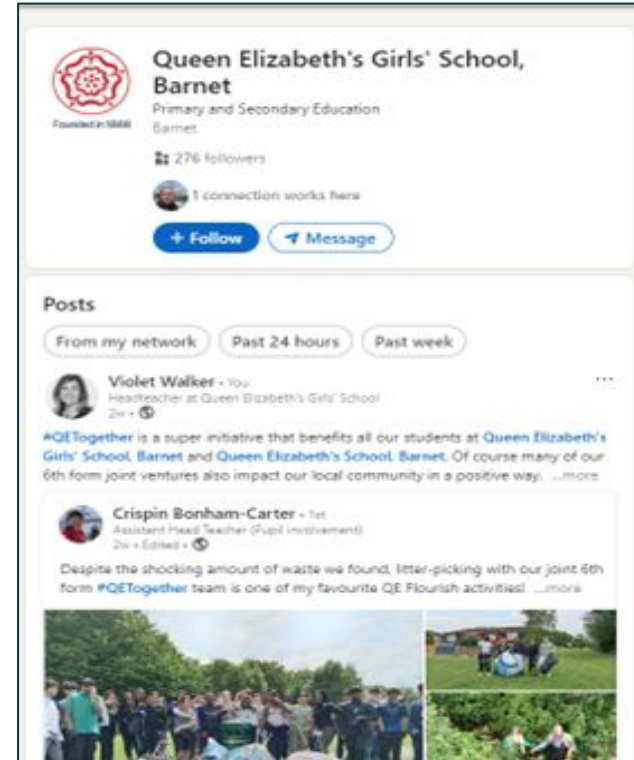
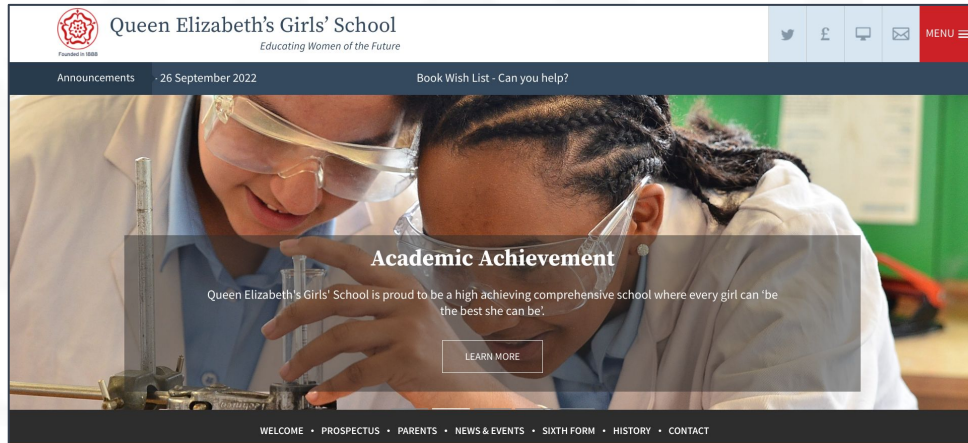
# Communication with school

- For support with pastoral care the first point of contact is your daughter's **Form Tutor**, who will escalate issues to the Head of Year where appropriate
- For support with curriculum queries the first point of contact will be your daughter's **Subject Teacher**
- All communication should be directed to the school office via email with subject line: **For The Attention Of:.....** The office team will direct your communication to the appropriate member of staff for a response
- The school aims to respond to all queries within 48 hours.



## Communication with families

We largely communicate via **email** and **text messaging**. Please check our **Website** and **LinkedIn profile** for regular updates on what is happening in school. We currently make very little use of X (Twitter). We send home a half-termly **Newsletter** which is also available from the website.



# Extra Curricular Activities

There are a wide range of extra curricular activities for students to voluntarily attend. Their organisation can involve staff and or sixth form students. All after school activities end by 4.30pm at the latest. These include:

- Sports clubs
- Homework club in the library
- School Council
- STEM club
- Art club
- Debate club
- Drama - school production
- Lean In Girls
- Journalism club
- Choir
- Orchestra
- Duke of Edinburgh Award (from Year 9)
- Science club
- Myths, legends and folklore
- LAMDA - *externally provided on site, requires payment*



**Ms Bridger**  
**School Librarian**

# The Library

Homework club: Every day  
after school until 4.15pm



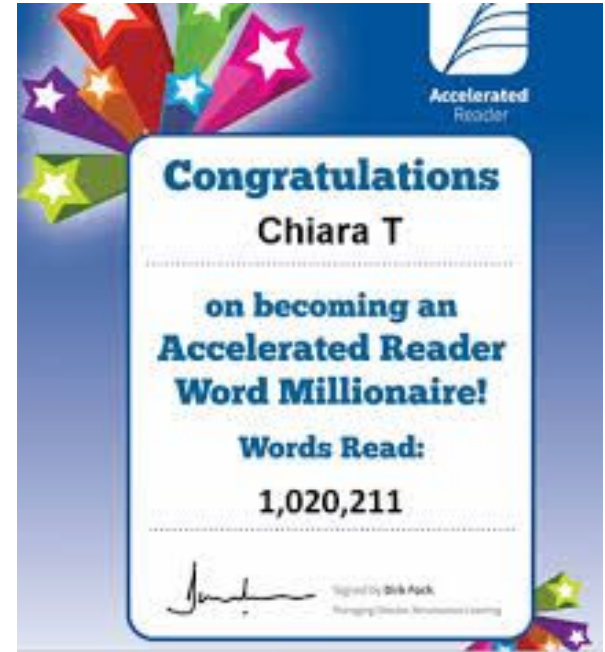
The Library is used for lessons,  
the accelerated reader  
programme and for homework  
club (which is run by our LSA's)

Frequent events and  
competitions also take place in  
the Library!



# Accelerated Reader

- Accelerated Reader is a computer-based program that we use to monitor reading practice and progress
- It helps us to guide students to books that are suited to their reading level
- Students take short quizzes after reading a book to assess their comprehension
- The aim is to motivate students to read frequently, support good reading and progress



# Rewards

**Achievement Points:** We operate an electronic points based system where students can accrue achievement points from any member of staff for demonstrating the high standards that we encourage. Form tutors can monitor and celebrate these achievements on a daily basis. There are also termly celebrations in assemblies.

- Star of the Week
- Accelerated Reader - Word millionaires
- Achievement Point - bronze/ silver/ gold/ platinum certificates
- Student of the term - allocation of badges for students making exceptional progress each term

# Lockers

- Students will be offered the use of a locker in which to keep books and equipment. A one off £20.00 non refundable payment for this should be made in September (using Wisepay) and a locker will be allocated. Alternatively, you may wish to pay an annual non refundable payment of £5 for a locker.
- All lockers on site require students to provide their own padlock
- Please ensure that a spare key is kept at home in case the main locker key is lost. *We recommend the use of a combination padlock rather than a key based padlock.*

## Canteen

- Students can use the canteen to purchase hot and cold food at break and lunch. We also have a separate outdoor covered dining area in the Upper Courtyard with hot and cold snacks available from a pod (like a pop up food station!)
- We have a cashless system and parents can set up a 'Wisepay' account
- Students pay for their food with biometric access to the Wisepay account
- You can cap your child's account and view purchases online



# Year 7 Equipment for school

**The following items of equipment are required:**

- ☐ Blue or black handwriting/biro pen
- ☐ Highlighter pen
- ☐ Green biro pen
- ☐ HB pencils
- ☐ Coloured pencils
- ☐ Ruler (measuring centimetres)
- ☐ Eraser
- ☐ Protractor
- ☐ Compass
- ☐ Scientific calculator
- ☐ Glue stick
- ☐ Round ended scissors
- ☐ Rough note book
- ☐ English and Spanish dictionaries
- ☐ Reading book
- ☐ Pencil case
- ☐ Science lab coat





# Getting to school





# Summer Holiday Activities



# Shoebox Presentation

Over the summer holiday we would like you to prepare your shoebox presentation

- ★ Find a shoebox
- ★ Decorate your shoebox with all things about you
- ★ Prepare a short presentation (no longer than 2 minutes)

Here are some suggestions of what you could show:

- Your interests/ hobbies
- Likes/ dislikes
- Your family
- Your summer holiday
- Your achievements



The shoebox presentation is a great way to learn about new peers!



Be creative and use any materials/ props you wish!





# QEGS Summer Booklet

- The summer booklet contains a range fun and quick activities from a number of different subjects
- This will give your child a flavour of the tasks they may receive from September
- Your child may complete as many of the activities as they wish
- It is not compulsory to complete all the activities
- Please bring your booklet to School on Wednesday 3rd September

Spare copies are at the back of the hall.



## Extension Task

At the very end of your booklet you will find two blank pages. Tell us which activity you enjoyed the most and why :)

Can you think of any other activities we might have usefully included?



# Induction Day in September

- Year 7 start school at **8.30am** on **Wednesday 3rd September**. Year 7 and Year 12 will be the only students in school on that day
- Students need to be in full school uniform
- The Induction Day in September will give students the opportunity to spend time with their form tutor and continue building friendships within their form group
- There will also be a tour of the school buildings and facilities, as well as school photographs and biometrics
- Students will receive their timetable, which will be explained by their tutor
- Students will also deliver their shoebox presentation
- They will need to bring in a breaktime snack, a packed lunch and a filled water bottle.