



## GCSE Headline School Attainment

	5 (9 to 4 A*-C)	5 EnMa (4+)	*5 EnMa (5+)	*5 Grade 5+	*5 5+ EnMa
2018	89%	85%	59%	69%	56%
Improvement from 2017	+2%	+6%	-4%	-5%	-6%
2019	92%	85%	66%	75%	64%
Improvement from 2018	+3%	EQUALLED	+7%	+6%	+8%

Improvement in these key indicators does not necessarily mean better progress. The number of passing grades are up this year. Strong overall performance with number of subjects in need of improvement in a small minority.

Key areas to improve for 2018/19: 1. Progress for HAP. 2. Improve consistency of EBACC subject performance.



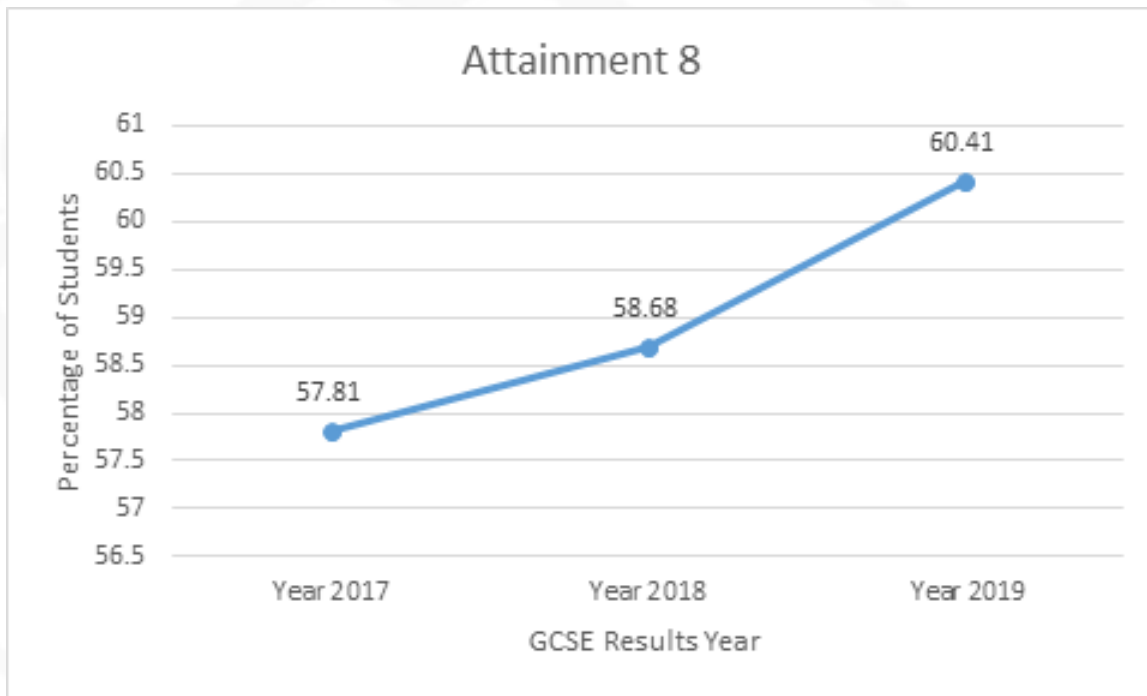
## GCSE Headline Subject Attainment - Standard and Strong Pass

	English	Maths	Science	Humanities	Languages
<b>2018 Standard 4+</b>	95%	87%	85%	81%	57%
<b>Improvement from 2017</b>	0	+7%	+7%	+7%	+3%
<b>2019 Standard 4+</b>	<b>97%</b>	<b>89%</b>	<b>87%</b>	<b>88%</b>	<b>71%</b>
<b>Improvement from 2018</b>	<b>+2%</b>	<b>+2%</b>	<b>+2%</b>	<b>+7%</b>	<b>+13%</b>

	English	Maths	Science	Humanities	Languages
<b>2018 Strong 5+</b>	88%	61%	70%	71%	49%
<b>2019 Standard 5+</b>	<b>90%</b>	<b>68%</b>	<b>70%</b>	<b>75%</b>	<b>59%</b>
<b>Improvement from 2018</b>	<b>+2%</b>	<b>+7%</b>	<b>EQUALLED</b>	<b>+4%</b>	<b>+10%</b>



## Attainment 8 - Sustained and steady progression



How do we get a student's Attainment 8 score?

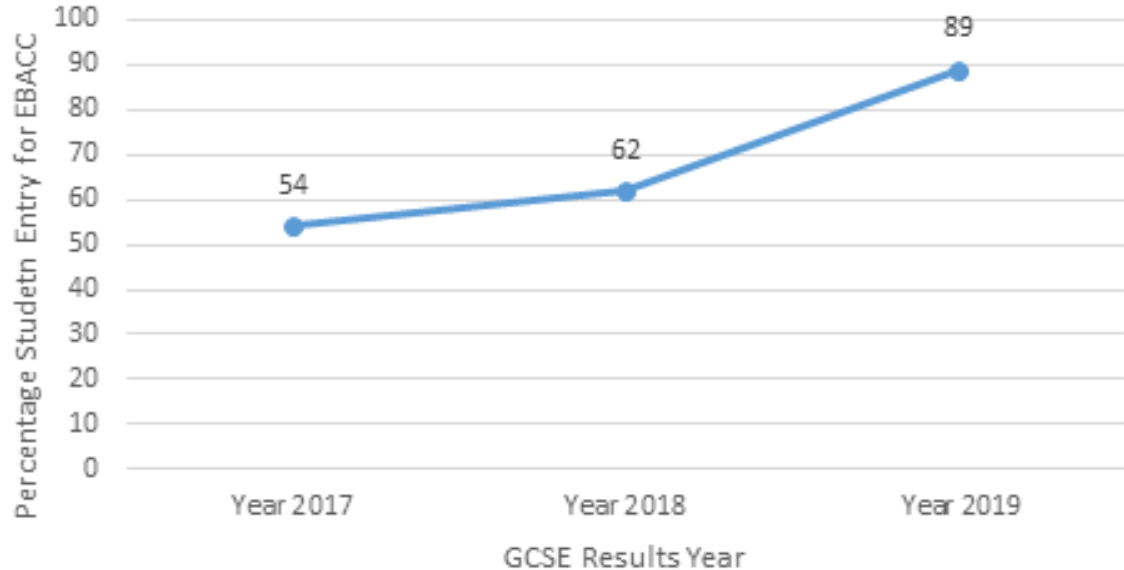
Are all subjects counted?

How is Progress related to Attainment?

Progress 8 are due to fluctuate and change throughout next few months



## EBACC Entry - Percentage of Cohort



This most recent improvement was planned more than two years ago.

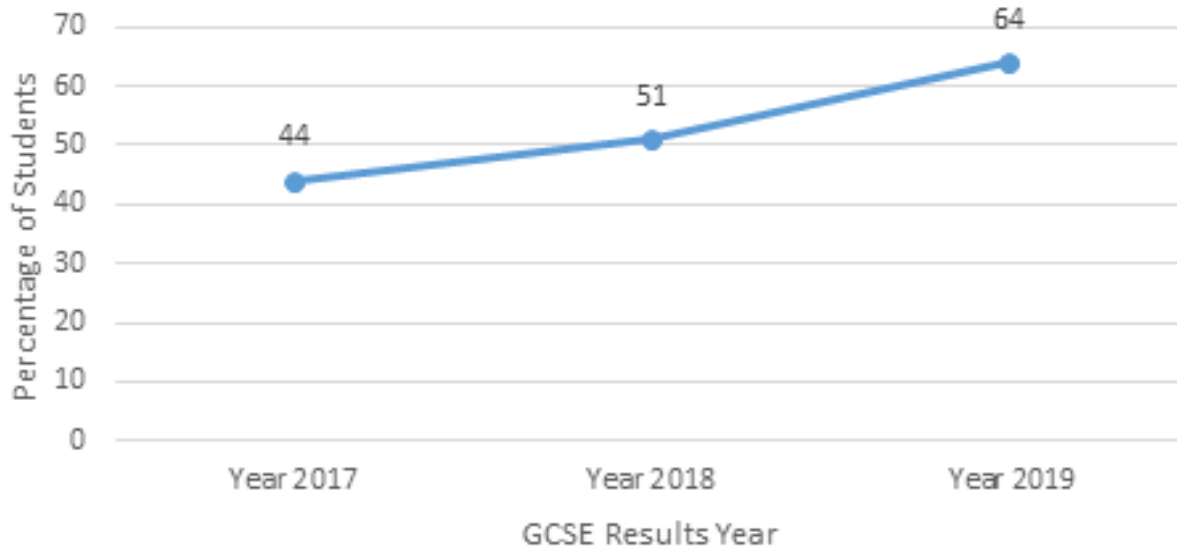
The formation of the Options Pathways - Triple Science, EBACC, EBACC Plus and Non Ebacc ensure we provide our KS4 students with a broad range of the most challenging subjects.

We have high expectations and students are guided to choose a pathway that has the correct level of challenge.

Government target for 2022 is 75%  
Government target for 2025 is 90%



### Percentage of Students Achieving a Standard Pass in the EBACC subjects



All students count in the pass rate for EBACC.

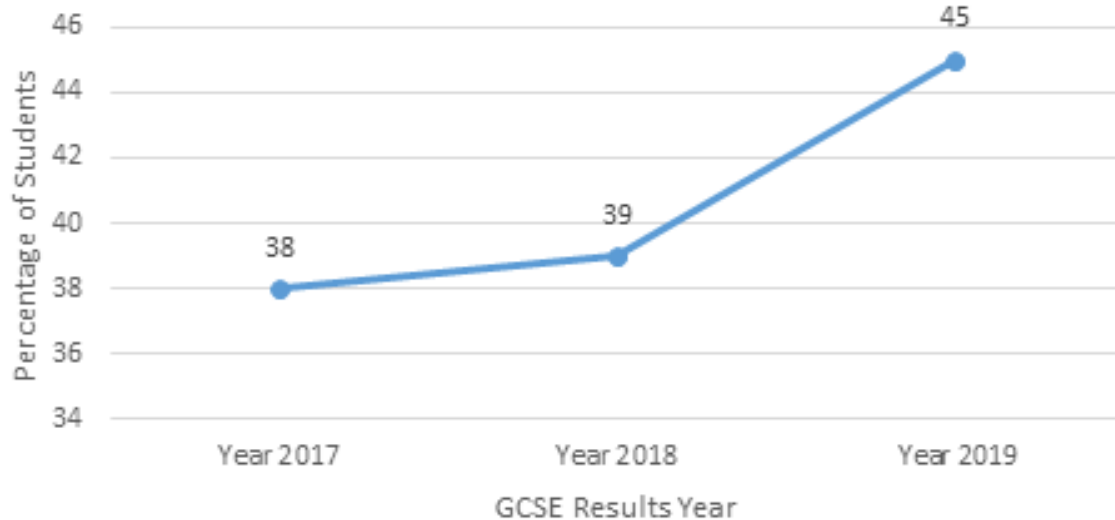
Having more students completing the EBACC mean with the quality/strength of T&L the pass rate has increased.

By emphasis on::

- High Expectations
- Challenge for **all** students
- Curriculum development/design
- Quality of of T&L
- Assessment of all curriculum interleaved



### Percentage of Students Achieving a Strong Pass in the EBACC subjects



This most recent improvement was planned more than two years ago.

The formation of the Options Pathways - Triple Science, EBACC, EBACC Plus and Non Ebacc ensure we provide our KS4 students with a broad range of the most challenging subjects.

We have high expectations and students are on a trajectory that has the correct level of challenge.

Government target for 2022 is 75%  
Government target for 2025 is 90%



## GCSE Attainment in grade categories

	9 to 8 (A*/A)	9 to 7 (A*/A)	9 to 5 (A*/B)	9 to 5 (A*/C)	9 to 4 (A*-C)
<b>2018</b>	18%	36%	73%	76%	87%
<b>Improvement from 2017</b>	+3%	+1%	+3%	-5%	+1%
<b>2019</b>	<b>20%</b>	<b>38%</b>	<b>76%</b>	<b>77%</b>	<b>90%</b>
<b>Improvement from 2018</b>	<b>+2%</b>	<b>+2%</b>	<b>+3%</b>	<b>+1%</b>	<b>+3%</b>



## GCSE Attainment/Progress of Pupil Premium in grade categories

	9 to 8 (A*/A)	9 to 7 (A*/A)	9 to 5 (A*/B)	9 to 5 (A*/C)	9 to 4 (A*- C)
<b>2018</b>	<b>9%</b>	<b>24%</b>	<b>60%</b>	<b>65%</b>	<b>81%</b>
<b>2019</b>	<b>16%</b>	<b>30%</b>	<b>66%</b>	<b>67%</b>	<b>83%</b>
<b>Improvement from 2018</b>	<b>+7%</b>	<b>+6%</b>	<b>+6%</b>	<b>+2%</b>	<b>+2%</b>