



Year 11 Information Evening

Thursday 26th January 2023 6-7pm



Overview

- Maths, English and Science
- Exam Preparation and Revision Techniques
- Requirements for exams
- Careers
- Sixth Form - Moving into Year 12
- Form time
- NEAs (Non Examined Assessments)
- Intervention schedule (Science, Maths, MFL, Geography, etc.) from February 2023
- Curriculum completion and Revision Schedule



Welcome to Maths

Ms Woodun, Acting Head of Department



Maths

Foundation and Higher - Edexcel exam board

Paper 1 - Non Calculator

Paper 2 - Calculator

Paper 3 - Calculator

Length of each paper: 1 hour 30 minutes

Total marks per paper: 80 marks



Maths Equipment



All students are expected to bring the following equipment:

- Black pens, pencils, eraser and sharpener
- 30cm ruler
- Pair of compasses with pencil
- Protractor
- **Scientific Calculator (CASIO FX83GTX-S £8.40 can be purchased via WISEPAY)**



Maths: Topics left to cover

Foundation:

- Indices and standard form
- Similarity and congruence in 2D
- Vectors
- Rearranging equations, graphs of cubic and reciprocal functions and simultaneous equations

Higher:

- Quadratics, expanding more than two brackets, sketching graphs, graphs of circles, cubes and quadratics
- Circle theorems
- Circle geometry
- Changing the subject of formulae (more complex), algebraic fractions, solving equations arising from algebraic fractions, rationalising surds, proof
- Vectors and geometric proof
- Reciprocal and exponential graphs; Gradient and area under graphs
- Direct and inverse proportion



Maths: How to best support students to revise?

1. Mathswatch home learning platform - videos, lots of questions to practice from, exam style questions
2. Unit booklets as per the GCSE specifications (printed copies)
3. GCSE Practice Papers from the exam board (printed copies)
4. Past papers (can also be accessed on mathswatch) or online
5. Maths club every Wednesdays in Room 311 from 3.15-4pm



Welcome to English

Ms Knott

How is English assessed?

Two GCSE's:

GCSE Language:

Paper 1: Reading and writing exam. 80 marks 1 hour 45

Paper 2: Non-fiction comparative. 80 marks 1 hour 45

GCSE Literature:

Paper 1: Romeo and Juliet & A Christmas Carol

64 marks 1 hour 45

Paper 2: An Inspector Calls; Poetry anthology; Unseen Poetry
96 marks 2 hours 15

The course

- We have finished both courses
- We are engaging in a comprehensive programme of revision and setting homework in order to structure revision at home
- Students will be guided through their revision at each stage of these final months
- Every lesson in school is therefore revision



English: Remaining Lesson Plan

Week beginning	To revise
Thursday 5th and Friday 6th Jan	Language paper 1 - 2 lessons
Week of 9/1	Language paper 1
Week of 16/1	Language Paper 2
Week of 23/1	Romeo and Juliet revision
Week of 30 /1	An Inspector Calls revision
Week of 6/2	Unseen Language paper 2 9th
Half term	Revision homework
Week of 20 /2	Christmas Carol
Week of 27/2	Poetry anthology
Week of 6/3	Mocks - core subjects
Week of 13 /3	Going over the mocks / Language paper 1
Week of 20/3	Language 2
Week of 27/3	A Christmas Carol / Romeo and Juliet
Easter holidays	Poetry / Unseen



Welcome to Science

Ms Myrtle, Head of Department



Science: Course structure

AQA - Trilogy (Combined Science)

- Biology, Chemistry, Physics (Triple Science)

2 Papers for each Science so 6 papers in total

1 hour 15 minutes for Trilogy each paper 70 marks

1 hour 45 minutes for Triple each paper 100 marks

Foundation and Higher Tiers



Science Equipment

All students are expected to bring the following equipment:

- Black pens, pencils, eraser and sharpener
- 30cm ruler
- Protractor
- Scientific calculator





Science: How to best support students to revise?

1. Kerboodle - Online textbook, online practice tests and progress tests, revision strategies.
2. MyGCSE Science - total revision package purchased by the school - the whole syllabus is broken down into sections consisting of a video, recall multiple choice questions, a longer exam question and mark scheme.
3. GCSE Past Papers from the exam board AQA (printed copies) and Physics and Maths tutor website.



Equipment needed for each exam

Pupils to get **scientific calculators** and **maths kits** - **BLACK PENS**

Maths:

- Calculators
- Protractors
- Rulers
- Compass

Science - all 3 subjects

- Calculators
- Protractors
- Rulers

Geography

- Calculator
- Ruler
- Pencil
- Black Pens

All exams:

- 3 black pens
- Pencils
- Ruler
- Pencil sharpener
- Rubber
- Clear pencil case
- Water bottle without a label

No watches



Exam Board and Specification Codes

- ❑ The exam board and specification codes for each department can be found in the information booklet.
- ❑ The students are used to receiving topic lists before a mock exam, but for the public exams all topics will be included, students will need to print out a copy of the subject content for each subject that can be found within the specification for each subject on the exam board website. ***Some subjects may share this with students as a personalised checklist.***
- ❑ Past papers can be found on the exam board website.

Revision tip - Pupils can use different coloured pens to write their answers without markschemes and then to write answers with the help of the mark schemes.



Revision Guides recommended by Heads of Department

- ❑ A letter was sent out in the Autumn term listing all of the revision guides recommended by Heads of Department.
- ❑ The list is also contained in the information booklet.



Have the students covered everything?

Specification has already been covered in:

English (Lit and Lang), Food Preparation and Nutrition, Languages (French and Spanish) and Media Studies.

End of February:

Maths (Higher and Foundation)

Around Easter:

Business, Computing, Drama, Geography, History, Music, PE, RS, Science and Technology.



The day of the Exam / Clashes

- To arrive in school by 8.15am.
- There is no catch up date. The date of the exam is the date of the exam.
- Exam clashes - the school will be in touch individually to explain the procedures. DO NOT PANIC.
- Statements of entry will be issued after half term for you to check that you have been entered for the correct exams and all of your personal information is correct.
- After this you will be issued with individual timetables including dates/times (this will include clashes). Near the exam you will get a seated timetable which will have e.g. Maths Main Hall Seat A1.



Key Dates for the Rest of the Year

Date	Activity
January	Assembly / form time opportunities to explore Unifrog Platform. This is launched to support Post 18 planning
January/February	Careers Interviews
January - March	QEGS Sixth Form Transition Meetings with Ms Southwell (Head of Sixth Form) and Ms Knott (Deputy Head of Sixth Form) to discuss students' subject choices, plans after Sixth Form and answer any questions they may have.
Thursday 9th February	English Mock
w/b Monday 20th and Monday 27th February	Option subject Mocks (in classrooms)
w/b 6th March	Core subjects Mocks in Sports Hall (Science, Maths, English and RS)
March - April	Year 11 student Sixth Form offer letters will be sent out.



Key Dates for the Rest of the Year

Date	Activity
Wednesday 29th March	Progress Evening (invitation only)
Wednesday 15th May	Public exams start (finish 27th June).
June/July 2023	QEGS Sixth Form Induction Days will take place following the GCSE exams (the specific dates TBC).
Tuesday 4th July	Prom at 'The Shire Golf Club'.
July	Sixth Form Google Classroom and A Level Bridging Tasks will be launched with activities to support the transition from GCSE level work to A level. Completion of the tasks ensures students are fully prepared for starting A levels in September.
Thursday 24th August	GCSE Results Day and Online/In Person Sixth Form Enrolment.
Wednesday 6th September	School begins for all Year 12 Students.



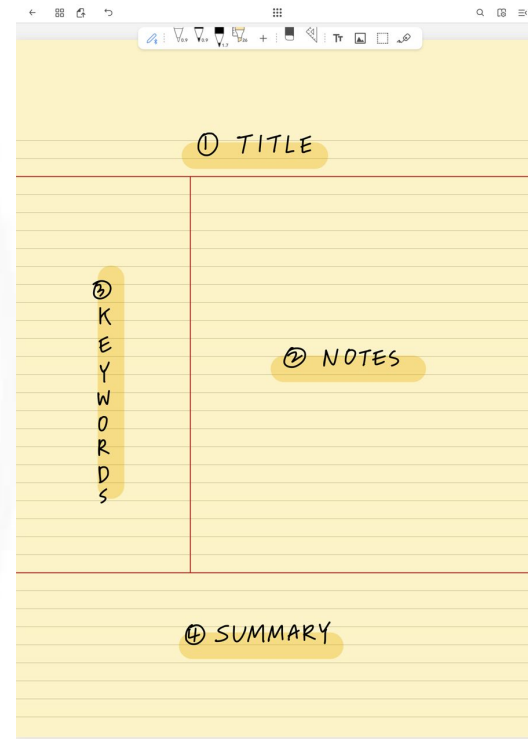
Careers Interviews

- ❑ Every student has the opportunity to have a careers guidance interview with an appropriately qualified Careers Advisor.
- ❑ We have arranged for an advisor from the Barent and Education Learning Team to meet with our students.
- ❑ Interviews started on Wednesday 18 January and end on Thursday 2 February.
- ❑ The Careers Advisor is able to provide independent advice to students about post 16 options and to offer advice and guidance about possible future careers and progression routes by helping students to explore their abilities and interests.
- ❑ Some of our students who need extra support will have two meetings with a careers advisor, a one to one meeting, followed by a group meeting. All other students have group meetings. At the end of the meeting students are asked to make notes and list any actions they need to complete to help them achieve their potential. For example this can involve researching careers websites or might involve approaching a teacher if they are unsure about a particular topic.



Revision Tips

Cornell method: Divide your page into sections for your title, main notes, key words or definitions, and a summary. This helps to condense information and learn key points. Moreover the action of writing out information helps some people with memorisation.



By Bella and Rashi



Revision Tips

Blurting: Once you have finished reading/studying a certain topic, write everything you can remember from it, then use your notes or a textbook to check what information you've forgotten. Then, using a different coloured pen, fill in the details you've missed, and repeat until you have remembered everything. This method is a form of active recall that helps you remember information without any hints, improving your long-term memory, and allows you to realise which areas you're struggling with and need to practice more.

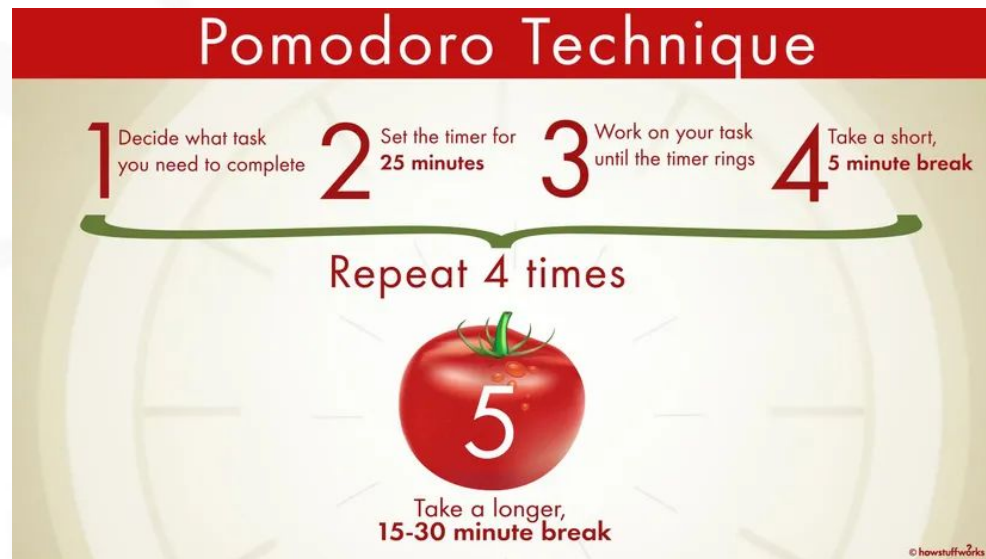




Revision Tips

Pomodoro technique: A great method for people with short attention spans since it involves working for 25 minutes, taking a short 5 minute break and repeating.

Shorter and more divided study sessions help some people to get more work done as it means people can stay focused and get distracted less.





Revision Tips

Answering questions:

Another form of active recall, which is one of the most fast and efficient ways to study as its typically more effective than passive review at consolidating information in your long-term memory.

For this you can use:

- **mygcscience** provides videos explaining topics in detail followed by multiple choice questions as well as exam questions.
- **physicsandmathstutor** has past papers as well as helpful notes for most subjects
- **BBC bitesize** provides information and quizzes to test your knowledge.
- **Maths genie** a great website for access to lots of past papers and exam style questions as well as videos and solutions explaining how to do it if you do not understand.
- **Mathswatch** has videos and practice questions
- **Kerboodle** provides school textbooks as well as quizzes
- **Massolit** is a website that has video lectures on topics for some GCSE subjects and some Alevel subjects
- **Library eplatform** is on the school website, you can download the app which gives you access to school textbooks.



Revision Tips - Youtube videos to watch

There are some really good people that you can watch on youtube, for example, the free science lessons explain every topic that comes in your science GCSE. This includes the required practicals that we need to know, however I wouldn't recommend him for physics because some of the required practicals he demonstrates are inaccurate.

Flame tests

- Describe how to use flame tests to identify five different metal ions.
- Describe flame emission spectroscopy.





Revision Tips - Understanding

Making sure that you understand a topic is the first thing you should do when revising, since memorising content you don't understand is not very effective. When information makes sense to you it becomes much easier to retain it.

There are many websites that can help you with this:

- **Mathswatch**- videos and summary questions
- **Mathsgenie**- videos and questions
- **Freesciencelessons**-videos, explains topics clearly and in detail
- **Mygcscience**- videos clarifying topics, multiple choice and exam questions.



Revision Tips - Balance

Balance is key when revising for your GCSEs. Taking breaks and organising when you will relax and when you will revise is important because it will stop students from burning themselves out. When you are taking time for yourself do things that you enjoy doing like listening to music, going for walks or even dancing your heart out to really loud music, do something that you know will even slightly take the stress off you for a bit.





Do things you love:

- Read a book
- Exercise
- Listen to music
- Art
- Watch Tv
- Anything you like or any hobby




Take a break while studying, but make sure you do these activities in moderation, as to not let watching TV or going on TikTok distract you.



Queen Elizabeth's Girls' School

Educating Women of the Future

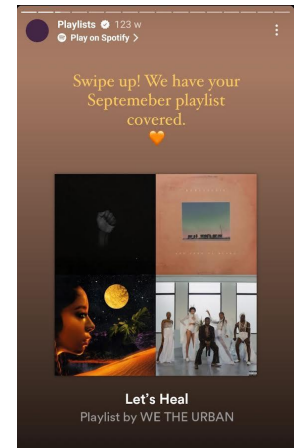
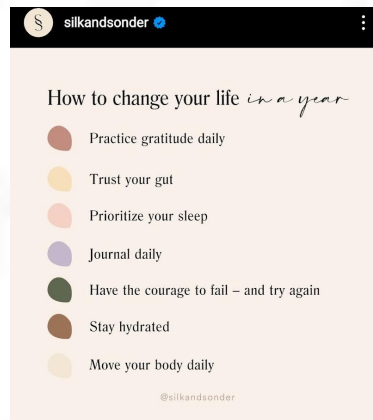
Founded in 1888





If you have social media, I recommend following these pages, as they remind you to take care of yourself whilst revising.

- WE THE URBAN
- Silk and Sonder
- Emmastudies- has plain, free, aesthetic student planner templates that you can use online or after printing





Revision Timetable - Planned Ahead

Time	Monday	Tuesday	Wednesday	Thursday	Friday	Weekend
Before school	Spanish Family and friends Flashcards	PE Planes and Axis Flashcards	Spanish Free time activities Flashcards	RS The 10 commandments Flashcards	Spanish Food & eating Flashcards	Chemistry Energy changes Physics Electricity CGP Revision Guide
3.3.0-4.30	Spanish Family and Friends Flashcards	PE Levers Flashcards	Spanish Free time activities Flashcards	RS God at the Trinity Flashcards	Spanish Food & eating Flashcards	Go for a run
4.30-5.30	Spanish Family & Friends Flashcards	Go for a run	Chemistry Organic CGP revision guide	Cadets	History Elizabethan England Study session with Jess	English Practice Questions Romeo & Juliet
5.30-6.30	Dinner	Dinner	Dinner	Dinner		
6.30-7.30	Physics Forces CGP Revision Guide	Maths Algebra Quizlet	Maths Algebra Quizlet	Go for a walk	Dinner	Go for a walk - Plan revision time table for next week.
8.30-9.30	Watch TV & Bed	Watch TV & Bed	Watch TV & Bed	Watch TV & Bed	Watch a film & bed	Dinner with the family



Revision Timetable - Reverse Method

REVISION TIMETABLE: W/B 30th January 2023

Topics to revise:	Monday	Tuesday	Wednesday	Thursday	Friday	Saturday	Sunday



Support in School

- ❑ Tutors
- ❑ Teachers
- ❑ Subject Interventions
- ❑ Sixth Form Academic Mentors

- ❑ Head of Year
 - Anxiety course
 - Exam Support Class
 - GP - BICS (CAMHS)



Arrive in plenty of time
before the exam!

Staying Calm and Focused

Prepare for your exams well in advance


Put the exam in perspective

Get a good night's sleep beforehand

Eat sensibly before the exam

On the morning of the exam it is fine to not talk to anyone, you do what you need to do that keeps you focused and calm.

Practice positive talk 'I've got this!'





Exam timetable

www.qegschool.org.uk/examinfo



Queen Elizabeth's Girls' School

Nov



Open Evening



Attend extra curricular clubs



Unifrog Launched

Plug gaps in your knowledge and understanding ready for Year 11 success



Dec

Aim high in autumn assessments



Mentoring with Yr13



Get involved in a House Competition



Finalise your A Level subjects



Jan

Take part in super curricular activities

TED



Transition Meetings with the Sixth Form Team

Get involved in a whole school debate



April

Show off your knowledge in GCSE exams



A Level Induction Days



Complete the A level Summer Bridging Tasks



Attend revision/intervention sessions

July

GCSE Results & Sixth Form Enrolment Day



Year 12 adventure begins....





Moving into Year 12

Induction Days - 22nd/23rd June TBC



All students holding offers will be invited to attend induction days in July to find out more about their courses. Teachers will be delivering lessons and providing Summer Bridging Work to help make the leap from GCSE to A Level as smooth as possible. There will also be time to experience life beyond the classroom in QEGS Sixth Form.

GCSE Results Day - Thursday 24th August

Enrolment

Online - A google form will be available for you to complete to enrol into Year 12. This can be completed if you have your results email or if you attended results day in person. You will then receive your welcome pack to confirm your place and subject choices.

In Person -

- There will be various members of the Sixth Form Team to support you to enrol into Year 12.
- **Change of subject** - If you have met the entry requirements but wish to change the subjects that you are studying
- **Questions** - If you are unsure of your next steps or wish to ask questions about enrolment.




Student Experience

Year 13

- Millie (Deputy Head Girl) - Maths, Economics, Philosophy & Ethics
- Yanyyv - Chemistry, Maths and Biology

Year 12

- Tallulah - Psychology, English, PE
- Klejda - Philosophy & Ethics, Sociology, English Literature
- Ami (House Captain) - Biology, Psychology, Chemistry
- Bethany - History, Biology and Psychology





GCSE Examination Certificates

You will receive official examination certificates from the examination board around Christmas time in Year 12, these are official documents and if you lose them, you will need to pay to get them replaced.

